



Knoxville-Knox County Head Start/Early Head Start

Annual Report
2016-2017

Administered by Knoxville -Knox County Community Action Committee

Table of Contents

- 3| Program Mission Statement
- 4| Children
- 5| Services
- 6| Families
- 7| Parent, Family, Community Engagement
- 8| School Readiness
- 11| Dual Language Learners
- 12| Staff
- 13| Program Achievements
- 15| Budget and Expenditures
- 16| Centers



Mission

To advance the physical, mental, economic, and social well-being of children and families through quality, comprehensive services.

Program Goals

- To help our children to be smart, healthy, happy and to learn to play with others.
- To help parents find services to meet their needs – things that they may need for themselves, their child, or their family.
- To give parents, children and families excellent services at the time that they need them.
- To work with community partners to find and develop services for children and families.
- To make sure we have well-qualified, highly-trained staff working in clean, attractive, welcoming centers that meet the needs of children and families.



Purposes of Head Start and Early Head Start

- We promote school readiness. We help children learn the skills needed to do well in school. When a child goes to kindergarten, we want him/her to be a success.
- We help preschool aged children, infants, and toddlers develop social competence.
- We provide children with skills to cope with their total environment.
- We help teach children to get along well with others. Children who get along with others are more successful in school and in life. And, they are more fun to be around!
- We help Head Start/Early Head Start children to be happy and healthy. Healthy, secure children learn more easily and remember what they learn.
- We work closely with parents as the primary Teachers of their children.
- We help parents set goals that will help them and their families. We work with the family – not just the child. Family Partnership Agreements help staff and parents plan together.
- We help families find the resources they need. Sometimes families don't know where to turn when they need help. Staff help families find services in the community and give them access to community resources through flyers, internet access at centers, newsletters, and the Community Resource List.
- We empower and engage families by helping them develop plans and skills that promote family well being.
- We advocate for families as needed and assist families in developing their own advocacy skills.
- We serve as a link between Head Start/Early Head Start families and providers in the community.

Children

We served approximately 33% of eligible preschool children and 3% of eligible infants and toddlers in Knox County, for a total of 1092 children:

- 50 children under age one
- 66 one-year olds
- 90 two-year olds
- 439 three-year olds
- 447 four-year olds



Primary Language of the home

- 835 children – English
- 175 children – Spanish
- 26 children – Middle Eastern or South Asian Languages
- 9 children – East Asian Languages
- 7 children – European or Slavic Languages
- 38 children – African Languages
- 2 children – American Sign Language

The average monthly enrollment (as a percentage of funded enrollment) was 90.8% for Head Start and 97.5% for Early Head Start

Services

Medical

- 97% (1057) received medical exams
- 237 children received lead testing

Nutrition

- 51,778 Breakfasts were served
- 196,661 Lunches were served
- 554,671 Snacks were served

Education

- 1089 children received developmental assessments
- 380 children transitioned to Kindergarten

Dental

- 90% (987) received dental exams
- 19% increase in the number of children with continuous, accessible dental care provided by a dentist (738 in the fall to 905 by the end of the year)

Disability

- 11% of children had an IEP or IFSP and received onsite services

Transportation

- 536 children were transported daily on bus routes
- Transportation was provided for 134 appointments for support services

Family

- 1105 direct services and referrals were made to assist families with clothing, food, utilities, interpretation services, etc.



Families



We served 1014 families:

424 (42%) two-parent families and
590 (58%) single-parent families.

761 families had a parent with a High
School diploma, GED, or higher.

Families had the opportunity to complete Family Partnership Agreements. 568 families participated. Families set goals in the area of Family Wellbeing, Parent/Child Relationships, Families as Educators, Families as Learners, Family Engagement in Transitions, Family Connection to Peers and Community, and Family Advocates and Leaders.

Families



Parent Orientation - 100% of families attended orientation sessions and toured their child's center.

Center Parent Committees - 69% of families participated in one or more Parent Committee meetings, with an average monthly attendance of 247.

Policy Council - 25 parents were elected by the parents in their centers to serve on Policy Council. Policy Council met monthly. Parents and Community Representatives worked together in relation to program governance (shared with Grantee Board of Directors), and to provide guidance and support for Head Start Administrative staff. Two parents served on CAC Board and one parent completed the CAC Leadership Class.

4,633 Home Visits/Parent Conferences were conducted with Head Start parents, 906 Home Visits/Parent Conferences were conducted with center based Early Head Start parents, and 2,556 Home Visits were conducted with home-based Early Head Start parents.

Volunteering - 1,270 parents and family members contributed 8,168 hours in classrooms, material preparation, training, parent meetings, on field trips, etc., to assist the program in meeting local match requirements for federal funds valued at \$127,379.



School Readiness



When children leave Head Start,
they will be

*physically healthy,
socially competent, and
academically ready.*

The purpose of the Head Start program is to promote the school readiness of low income children. Specifically, one of the primary goals of the Knoxville-Knox County Head Start/Early Head Start program is to “bring about a greater degree of social competence (school readiness) in the children we serve by working to enhance their cognitive and intellectual development, their social skills, and their physical and mental health”. In short, Head Start is all about getting kids ready for school. To this end, the Knoxville-Knox County Head Start/Early Head Start program has developed school readiness goals. These three (3) goals correspond to the five (5) central domains of the Head Start Early Learning Outcomes Framework (HS-ELOF). The essential domains are: Perceptual Motor and Physical Development (which corresponds to School Readiness Goal #1); Social and Emotional Development (which corresponds to School Readiness Goal #2); Approaches to Learning (which corresponds to School Readiness Goal #2); Language and Literacy (which corresponds to School Readiness Goal #3); and Cognition (which corresponds to School Readiness Goal #3).

The Knoxville-Knox County Head Start program uses a child assessment system that is specific, standardized, and comprehensive. The system includes screening and assessment tools that are aligned with the curriculum, that use multiple sources of information for gathering data on individual children, and that are valid and reliable. This child assessment system has been linked to the Head Start Early Learning Outcomes Framework (HS-ELOF), the Tennessee Early Learning Developmental Standards (TN-ELDS), and the Common Core Standards adopted by the State of Tennessee for K-12 to assure that the program is gathering relevant information on children’s progress toward attaining the goals of social competence and school readiness. Additional assessment instruments were added to the primary developmental assessment instrument (LAP-D) used by the program to ensure that the seven (7) preschool domains of learning and development outlined in the Head Start Early Learning Outcomes Framework were covered.

School Readiness Indicators - Head Start



Physically Healthy

- 100% who were identified by a medical professional as needing medical services received them
- 99.9% were current on immunizations
- 93% had an ongoing source of continuous, accessible health care
- 94% received dental exams
- 56% were at a healthy weight



Socially Competent

- 97% could follow 2-step commands.
- 99% expressed displeasure verbally instead of physically.
- 94% followed classroom rules.
- 93% showed empathy by sympathizing with peers.
- 93% assisted peers in need.
- 90% showed appropriate initiative.
- 91% showed appropriate self-control.
- 89% showed appropriate attachment in relationships.
- 93% were generally compliant and did not display behavior concerns.



Academically Ready

- 97% knew math concepts – tall, long, short, more
- 86% could count objects to 10
- 56% could identify printed numerals (10 & under) accurately
- 40% could count to 20 without error
- 86% could name and sort by color
- 43% possessed strong literacy skills & were ready to learn how to read
- 30% mastered many of the literacy skills necessary for learning to read
- 15% were making progress and had mastered some of the skills needed to learn to read
- 8% were beginning to develop the skills needed to learn to read
- 4% had few of the skills needed to learn to read and write

School Readiness Indicators - Early Head Start



Physically Healthy

- 100% were current on immunizations.
- 100% received needed medical services.
- 85% had an ongoing source of continuous, accessible health care
- 92% have developed the ability to control large muscle movements to navigate, balance, balance, manipulate larger objects, and coordination skills
- 89% have developed the ability to complete simple self-help tasks, including personal care routines with minimal assistance



Socially Competent

- 94% have developed positive relationships with adults
- 95% have developed positive relationships with peers.
- 92% have developed self-regulation skills.
- 94% can identify and recognize feelings.
- 96% can follow simple directions.
- 84% participate more in conversations.
- 67% use social rules of language.
- 92% have positive approaches to learning.
- 97% show curiosity and motivation.

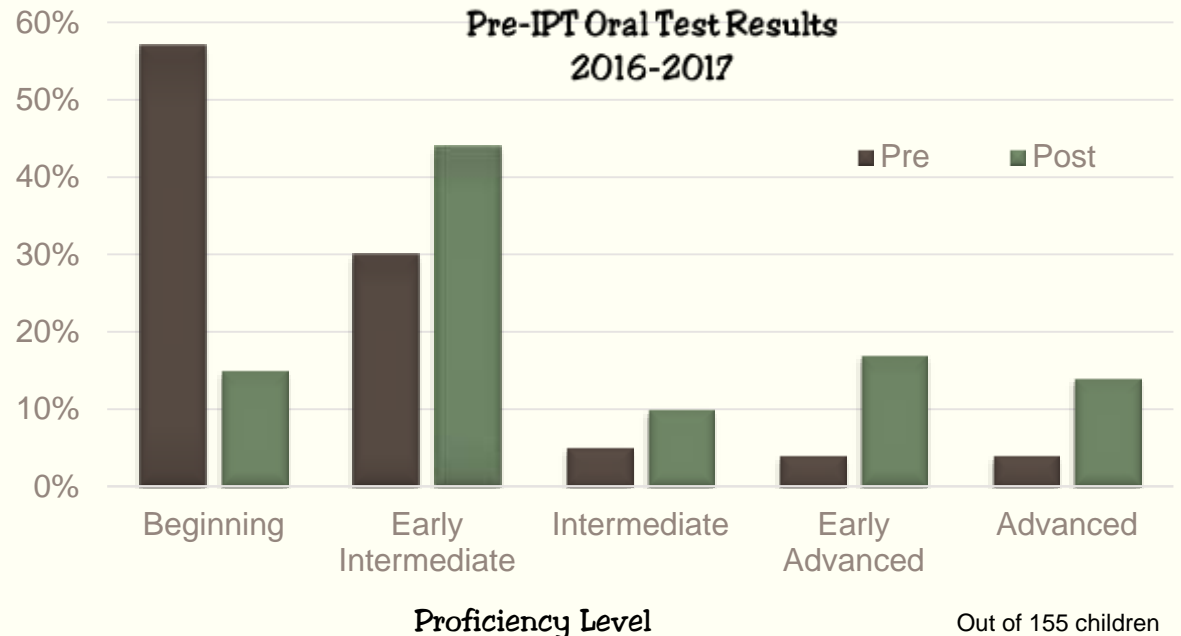


Academically

- 88% use expanded vocabulary.
- 90% use and appreciate books.
- 80% recognize that text is meaningful.
- 73% have verbal counting skills.
- 78% have begun to recognize a few numerals.
- 84% can identify a few basic shapes.
- 81% can make simple comparisons.
- 83% can classify objects in different groups by single attribute.

Dual Language Learners

Children whose home language is something other than English are actually learning two or more languages which is why they are referred to as Dual Language Learners (DLLs). The program helps these children to learn the English language, which lays the foundation for a successful start as children transition to public school. Because the home language serves as a foundation for learning English, ongoing development of the home language is also essential. Children who are DLL typically go through several stages of English language acquisition prior to becoming proficient. We assess our children at the beginning of the school year to determine which of the levels of English proficiency each child falls into. Our goal is to promote the continuance of the home language and help our children to learn as much English as possible prior to entering school.



Dual language learners made excellent progress in developing their English language skills. At the beginning of the school year, 57% of the DLL children were in the beginning stages of English language acquisition. By the end of the school year, that number was reduced to only 15% remaining in that stage. By the end of the school year, 14% of DLL students were assessed in the Advanced Stage of English language acquisition – a notable achievement.

Staff

168 people

139 Child Development and Health Staff
17 Family Services/Support Staff
12 Program Design/Management Staff

Of the 168 staff, 29 were current or former Head Start parents.

22 Infant/Toddler Teachers Qualifications

14% have an infant/toddler CDA
18% have an AAS degree in ECE

68% have a BS degree or higher in ECE or related field

18% of infant/toddler teachers
currently hold Pre-K certification

43 Preschool Teachers Qualifications

23% have an AAS degree in ECE

77% have a BS degree or higher in ECE or related field

40% of preschool teachers currently
hold Pre-K certification



Leadership included over 290 years of Head Start experience, including staff with various teaching certifications: PreK/K ESL, Special Education, Spanish, and PreK/K; 10 Reliable CLASS Observers, a Registered Dietitian/Nutritionist, a Licensed Clinical Social Worker, a First Aid/CPR Instructor, a Certified AHEAD instructor and a Registered Nurse.

Achievements

The Star-Quality Child Care Program is a voluntary program that recognizes child care agencies who exceed minimum licensing standards. All of our centers continue to receive the highest rating of three stars. One area of evaluation is the Program Assessment, where one-third of the classrooms are assessed using one of the Environment Rating Scales. These are observational assessment tools used to evaluate the quality of early childhood programs, looking at the program's physical environment, health and safety procedures, materials, interpersonal relationships, and opportunities for learning and development. The areas are scored on a scale of 1 to 7, with 1 being inadequate and 7 being excellent.

5.76	- Claxton
5.68	- Anderson
5.81	- East II
6.13	- North
6.21	- L.T. Ross
5.92	- Program Average



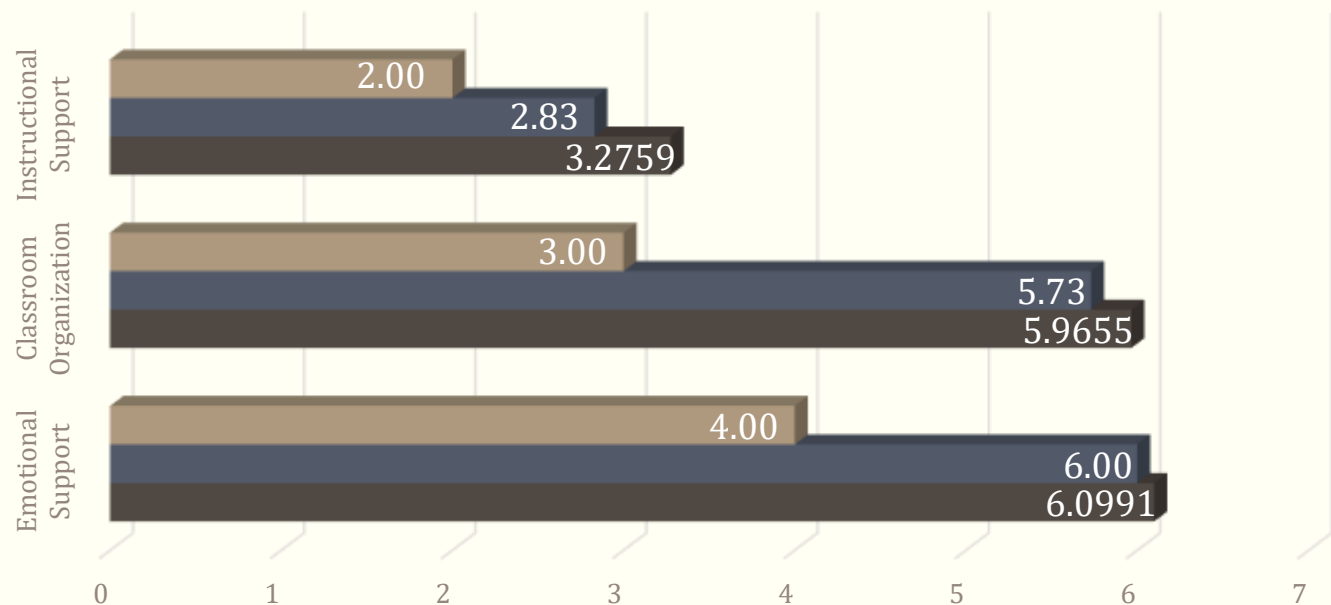
Knoxville-Knox County Head Start/Early Head Start
is in full compliance with the standards of the
following regulatory agencies:

**State Childcare Licensing
Child and Adult Food Program
Department of Transportation**

Found in full compliance with applicable standards and regulations
- no findings during a 2016 Independent Fiscal Audit

Federal Monitoring Review Results

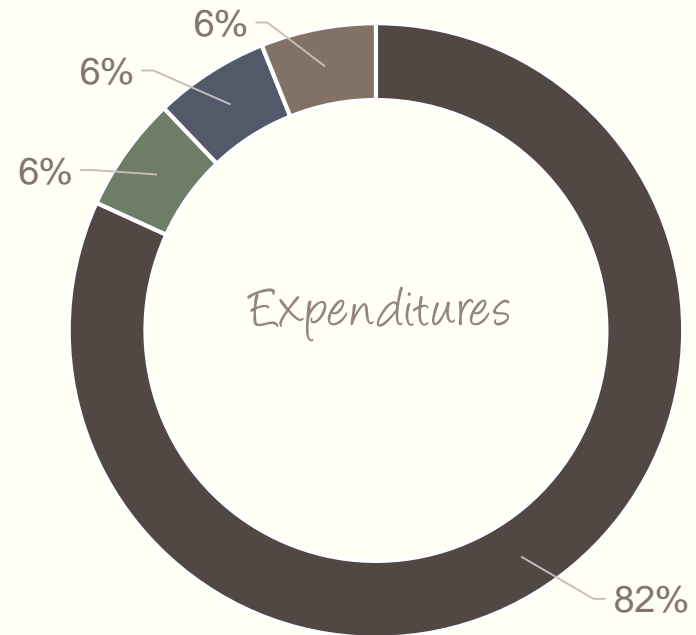
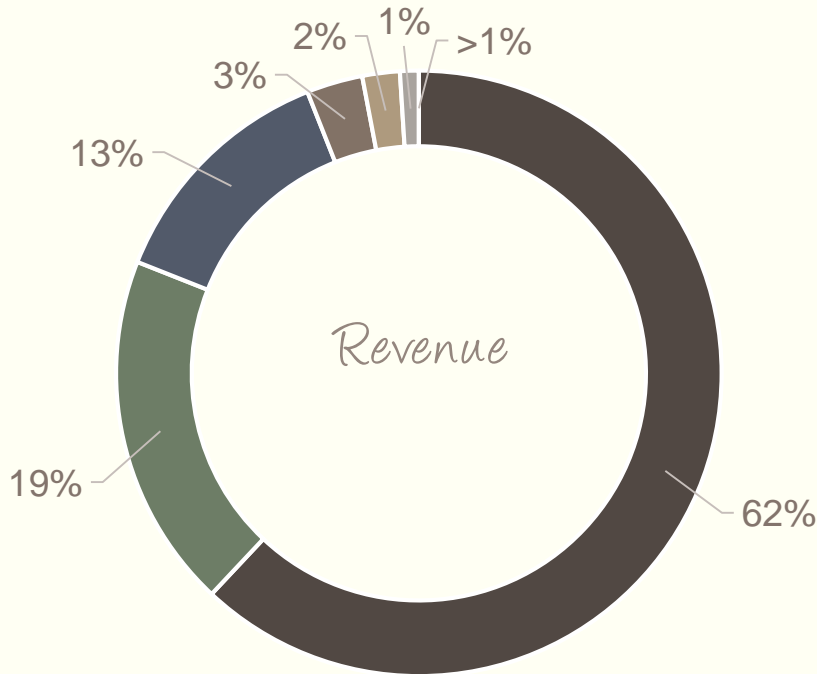
Classroom Assessment Scoring System (CLASS) Comparison Chart
Knoxville-Knox County Head Start vs. 2016 National Average vs. Threshold



	Emotional Support	Classroom Organization	Instructional Support
Threshold			
2016 National Average			
■ Knoxville-Knox County Head Start	4.00	3.00	2.00
■	6.00	5.73	2.83
■	6.0991	5.9655	3.2759

The outcome of the most recent Federal Monitoring Reviews (full review in 2011, Health and Safety review in 2014, and Fiscal and ERSEA review in 2015, and CLASS review in 2017), indicated that Knoxville-Knox County Head Start is in full compliance with program regulations in the following areas: safe environments, mental health services, family and community services, transportation, child health and development, staff qualifications, nutrition services, facilities management, and human resource management. During the CLASS Review, observations were conducted in thirty of our preschool classrooms using the Pre-K Classroom Assessment Scoring System (CLASS). The CLASS tool looks at three domains and ten dimensions of teacher-child interactions as well as interactions between children. It measures those observations on a seven-point scale. To meet the standards established by the federal government, we needed to score at least a 4 in Emotional Support, a 3 in Classroom Organization, and a 2 in Instructional Support. See chart for our results in comparison with the Threshold and the 2016 National Average.

Annual Budget and Expenditures



- Head Start* - \$8,309,915
- Local Match - \$2,529,126
- Early Head Start - \$1,694,026
- UDSA - \$467,991
- Child Care Certificate - \$286,078
- Training and Technical Assistance - \$112,554
- Parent Child Care Co-Pays - \$30,959

- Personnel & Related Costs
-Included a 1% cost of living increase for staff
- Facilities/Transportation and Operational Costs
- Materials/Supplies/Services
- Administrative Costs - Grantee

*Included Duration Grant: one time startup funds (\$543,442)
and pro-rated operational funds added to the yearly budget (\$786,004)

Centers

Claxton-West
2400 Piedmont Street
Knoxville, TN 37921
971-5845 phone
546-2705 fax

Anderson-South
4808 Prospect Road
Knoxville, TN 37920
573-1846 phone
577-5874 fax

Kiwanis-East I
2400 Prosser Road
Knoxville, TN 37914
637-2639 phone
637-6358 fax
*Will Reopen Fall 2017

Kiwanis-East II
2330 Prosser Road
Knoxville, TN 37914
637-2639 phone
637-6358 fax

North Ridge Crossing
1008 Breda Drive
Knoxville, TN 37918
689-1183 phone
689-1538 fax

L.T. Ross-Central
2247 Western Avenue
Knoxville, TN 37921
637-6244 phone
523-2996 fax

Head Start Administrative Office
2400 Piedmont Street
Knoxville, TN 37921
522-2193 phone
522-2338 fax
kkchs@comcast.net

Community Action Committee
2247 Western Avenue
P.O. Box 51650
Knoxville, TN 37950
546-3500 phone

